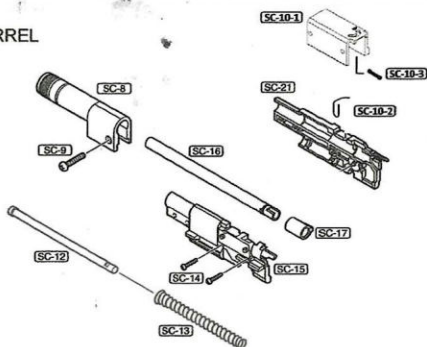
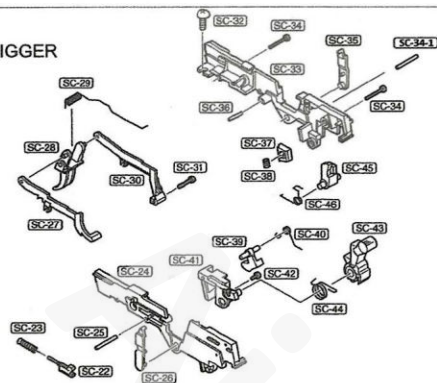


## PARTS

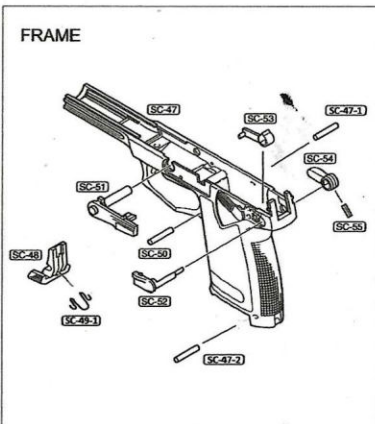
### BARREL



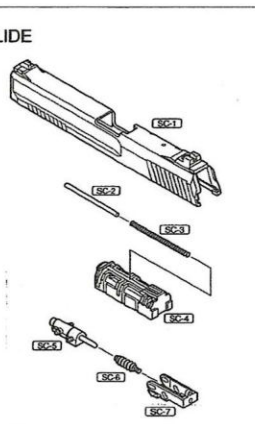
### TRIGGER



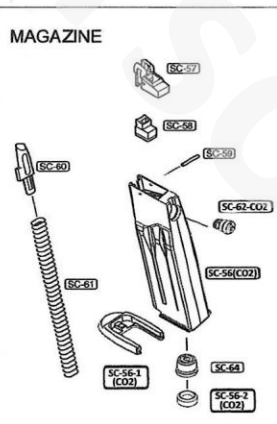
### FRAME



### SLIDE



### MAGAZINE



## WARNING!



Always Wear Goggles



Never shoot the gun towards a person or animal



Never look into the muzzle



Never disassemble or modify the gun



Select a safe place to shoot a gun



Never put your finger on the trigger unless you're ready to shoot



Read every section of the manual



Even if a magazine is disconnected, a bb may still be inside the gun

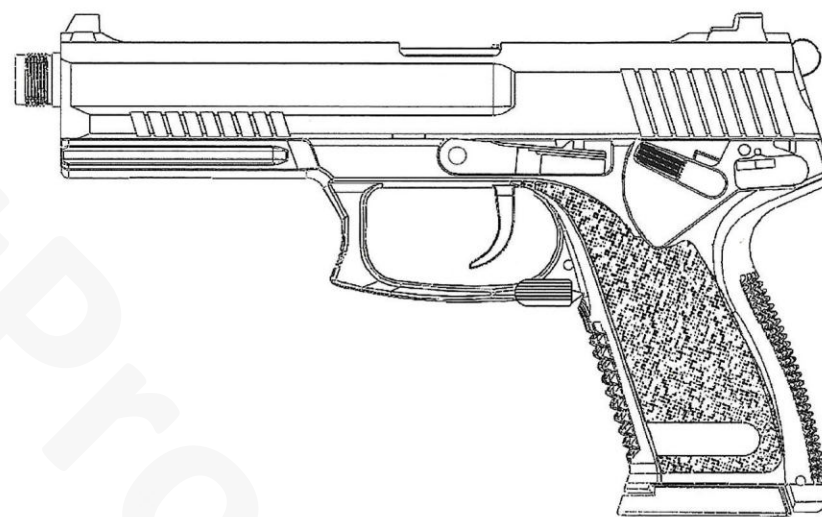


Keep away from children

# Special Operation SOCOM MK-23 <CO2 Ver.>

Please read this operation manual carefully before handling this product.  
For users over 18 years of age or older.

**6mm BB bullets ONLY**



### SPECIFICATIONS:

Caliber: 6mm

Weight unload: 795g

Length: 250mm

Magazine Capacity: 26 bbs

Materials: ABS, Metal parts, Zinc Alloy

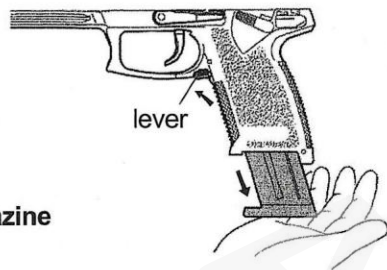
Fixed-slide Model

Using a 12g capacity CO2 bottle

Recommended using with a 0.12~0.36g BB bullets

# HOW TO PLAY?

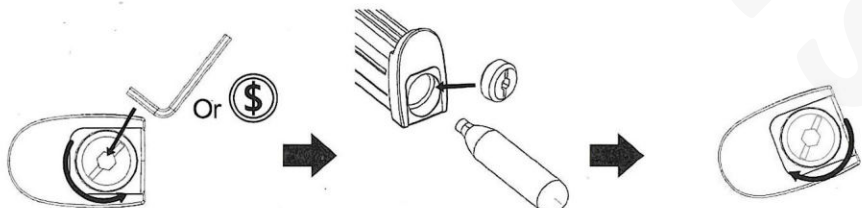
## ① Release Magazine



Pull the lever to release the magazine

## ② Loading a CO2 bottle

Use a 6mm hexangular spanner (or a Coin) to turn the button counter-clockwise.

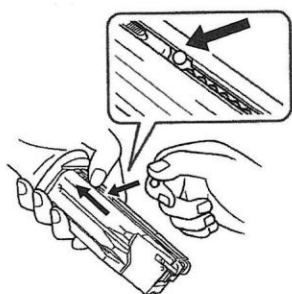


Turn counter-clockwise

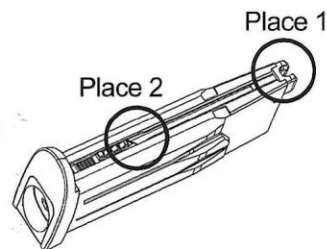
Put a 12g CO2 bottle in to the magazine (as shown)

Turn the button Clockwise to the end to pierce a CO2 bottle.

## ③ Loading BBs



pull the spring lever back and load the BBs



You may load the BBs from Place 1 or 2

## ④ Push back the magazine and Ready to Fire!!

Push back the magazine.

Press the trigger to FIRE!

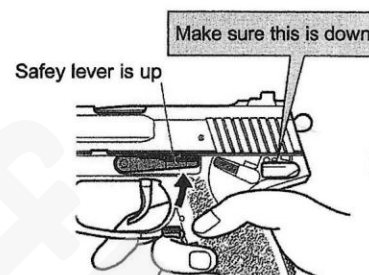
Step 1

Push back the magazine.

Step 2

Press the trigger to Fire

## ⑤ DOUBLE Safety device

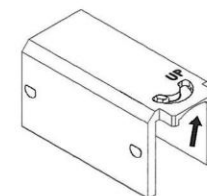
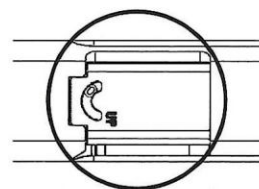


Method A: as shown.



Method B: Push down the hammer and turn the safety levers up to lock the trigger.

## ⑥ HOP-UP System



Turn the button to the "UP" position, bullets go UPWARDS.